

# 365

**KIDS CLUB**

**12 WEEK OFFERING SERIES**



CREATED BY: LYNN M. SWANK

CHURCH OF GOD WORLD MISSIONS

# 365 KIDS CLUB

12 Week Offering Time Series

FINAL - 30 DAY CHALLENGE

# LESSON 9

GROUP CHALLENGE



# LESSON SUPPLIES

## WHAT WE'LL NEED

Birthday Card

\$10 or \$20 Bill

Envelopes

colored paper squares or names of colors written down

Small container for color squares

Offering Container

Pictures provided:

365 Logo





# *IT'S YOUR BIRTHDAY!*

HOLD UP THE BIRTHDAY CARD  
- AND -  
SHOW THE "BIRTHDAY CASH" SLIDE ON  
THE SCREEN IF POSSIBLE

How many of you have ever received a Birthday Card as a gift? There wasn't a big present, or pretty wrapping paper, there was just a card with your name on it.

When the card is taped to a birthday box or a bag, that means that the card is simply there to tell you who the gift is from.

What does a Birthday card usually contain when there is no present attached to it?

ANSWER: THE PRESENT IS IN THE CARD





# *BIRTHDAY CASH*



# ***BIRTHDAY MONEY IS ALL YOURS!***

OPEN THE CARD TO REVEAL THE \$5 BILL

Birthday money is the BEST because it is a gift just for you and it is meant to be spent on just you! How fun!!! It is literally Fun Money!

Fun money can be saved up and you can wait until more Fun Money is added to it and then spend it on something huge! Or Fun Money can be spent right away on something you've had your eye on but didn't have enough money to buy yourself.

If you had this Fun Money what would you spend it on? And don't say offering. I'm looking for the real answer. What would you buy right away or what would you save up for to get?

ALLOW THE CHILDREN TO RESPOND  
AND CELEBRATE WITH THEM OVER  
WHAT THEIR FUN MONEY COULD GET!



Giving our Fun Money in offering every week is not what we REALLY want to do.

But we DO want to give in our World Missions offering.

We want to keep our Fun Money AND we want to give in offering! So how do we do both?

We ask the adults in our lives for offering money! How many of you turned to your family and asked them for offering money when you were being checked-in today? This is totally normal and perfectly acceptable! This is how we get the money to give in the children's offering each week!

However, today you are receiving a new 365 Kids Club challenge! For this challenge you will not need your family's help, but instead you will need your friend's help to give in the offering!

BRING OUT ENVELOPES

***NEW CHALLENGE!***


These envelopes are for you and two or three friends. We are going to do a 365 Kids Club Friend Challenge! This is where you team up with a few kids from the class and together you give your World Missions offering in one envelope.

Each week your team will come in and place your combined money in one of the envelopes. When it is time for giving, you will come up together to put your offering in the container.

We will count the offering envelopes each week and keep a running total of which team is ahead. The goal is to have each team raise \$30 by the end of the 4 weeks.

***\$30 TEAM CHALLENGE***






The Challenge isn't just about which team can raise the most money, the Challenge is HOW you are going to raise the money?!

Your families have been giving money to these 30 Day Challenges for several weeks - now it is your turn!!

Let's think of a few ways you can bring in \$30 with a few of your friends these next few weeks WITHOUT asking your family for more offering money:

## ASK THE CHILDREN TO SHARE IDEAS ABOUT HOW THEY CAN WORK TOGETHER TO MEET THE \$30 CHALLENGE

- Fun Money
  - Work together to clean someone's yard
  - Walk a neighbor's dog
  - Wash dishes
  - Tidy your room
- 

# CREATE GIVING TEAMS



We are going to select our teams today and the offering you have already planned to give will go inside your team envelope.

Teams can be made up of:

- a family of kids working together
- friends
- they can be boys and girls together

HELP CHILDREN CHOOSE TEAMS AND MAKE SURE THAT NO CHILD IS LEFT ALONE. THIS MAY TAKE A FEW MOMENTS




Now we are going to write down the names of the children in your group on your envelope so that we can help you connect with the families in your group after church and throughout the week.

# TEAM COLORS!



HOLD UP THE COLOR CONTAINER AS YOU TELL THE CLASS ABOUT THE TEAM COLOR NAMES

365 Kids Club is a colorful Club and for this \$30 Team Challenge we are going to let one person from your team come forward and draw out a color from our Color Can! The color that you choose will be your team color for these next 30 days! And that will be the color you write down on your giving envelope each time you place in the offering.



HAVE EACH TEAM SEND ONE MEMBER FORWARD TO DRAW OUT THEIR TEAM COLOR. INSTRUCT THEM TO WRITE THE TEAM COLOR ON THEIR ENVELOPE - MAKE SURE THE TEAM MEMBERS NAMES ARE ON THE ENVELOPE FOR THIS FIRST OFFERING AS WELL.

THIS IS OUR FINAL  
365 KIDS CLUB  
CHALLENGE. IT IS  
ALSO THE MOST  
EXCITING BECAUSE IT  
GETS US GIVING WITH  
OUR FRIENDS!



**3<sup>RD</sup> - 30 DAY  
CHALLENGE**





# \$30 Team Challenge

## WE

During these 30 days we are collecting a weekly offering.

## ARE

Your team will need to have at least \$7 in your offering envelope each week.

## TAKING

On two of our meeting times you will need a few dollars more. (\$8 or \$9)

## ACTION!

In 30 days we'll have several teams giving to World Missions!

BEFORE WE GIVE, LETS  
PRAY AND ASK GOD TO  
BLESS OUR ACTIONS AND  
HELP US TO WORK  
TOGETHER TO GIVE OUR  
BEST FOR HIS KINGDOM!

MAKE SURE TO KEEP A RECORD OF WHICH  
CHILDREN HAVE TEAMED UP SO THAT YOU CAN  
CONNECT THE FAMILIES.

**3<sup>RD</sup> - 30 DAY  
CHALLENGE  
BEGINS!!**